






## Stranding Cases in January 2018


Date (D/M)	Jan 02
Species	Finless porpoise
Sex	TBC
Length (cm)	TBC
Estimated Age	TBC
Location	Hung Hom
Stranding/Carcass Status	Code 1 – Live
Initial Findings	/
Cause of Death	/
Photo	<div data-bbox="595 938 1429 1442"></div> <div data-bbox="1442 1417 1767 1449">photo credit: ChiFung Ho</div>

<b>Date (D/M)</b>	Jan 04
<b>Species</b>	Finless porpoise
<b>Sex</b>	Male
<b>Length (cm)</b>	108
<b>Estimated Age</b>	Juvenile
<b>Location</b>	Pak Sha Wan, Sai Kung
<b>Stranding/Carcass Status</b>	Code 4 – Severely decomposed
<b>Initial Findings</b>	<ul style="list-style-type: none"> <li>• Blood found in heart chamber</li> <li>• Both lungs floated</li> <li>• Emptied stomachs with mud</li> <li>• Some bruises found along the body, especially on right lower jaw</li> </ul>
<b>Cause of Death</b>	Undetermined
<b>Photo</b>	


<b>Date (D/M)</b>	Jan 07
<b>Species</b>	Finless porpoise
<b>Sex</b>	Male
<b>Length (cm)</b>	140
<b>Estimated Age</b>	Sub-adult
<b>Location</b>	Wan Chai, Tai Po
<b>Stranding/Carcass Status</b>	Code 4 – Severely decomposed
<b>Initial Findings</b>	<ul style="list-style-type: none"> <li>• Both lungs floated</li> <li>• Fair layers of blubber and muscles</li> <li>• Numerous accessory spleens found</li> <li>• Fish hook with fishing line found from stomach to throat</li> <li>• Digested fish remains found along throat and stomach (evidence of regurgitation)</li> </ul>
<b>Cause of Death</b>	Undetermined
<b>Photo</b>	

<b>Date (D/M)</b>	Jan 15
<b>Species</b>	Chinese White Dolphin
<b>Sex</b>	TBC
<b>Length (cm)</b>	TBC
<b>Estimated Age</b>	TBC
<b>Location</b>	Shek Pik, Lantau
<b>Stranding/Carcass Status</b>	Code 1– Live stranding
<b>Initial Findings</b>	<ul style="list-style-type: none"> <li>• Large abdominal injury with sign of recovery</li> </ul>
<b>Cause of Death</b>	/
<b>Photo</b>	 <p>photo credit: AFCD</p>

<b>Date (D/M)</b>	Jan 22
<b>Species</b>	Finless porpoise
<b>Sex</b>	Female
<b>Length (cm)</b>	145
<b>Estimated Age</b>	Sub-adult
<b>Location</b>	Tung Ping Chau
<b>Stranding/Carcass Status</b>	Code 4 – Severely decomposed
<b>Initial Findings</b>	<ul style="list-style-type: none"> <li>• Poor body condition with thin layers of blubber and muscle</li> <li>• Multiple bruises found along the body</li> <li>• Blood found near nostrils</li> <li>• Both lungs floated</li> </ul>
<b>Cause of Death</b>	Undetermined
<b>Photo</b>	

<b>Date (D/M)</b>	Jan 24
<b>Species</b>	Finless porpoise
<b>Sex</b>	Female
<b>Length (cm)</b>	146
<b>Estimated Age</b>	Sub-adult
<b>Location</b>	Tung Ping Chau MP
<b>Stranding/Carcass Status</b>	Code 4 – Severely decomposed
<b>Initial Findings</b>	<ul style="list-style-type: none"> <li>• Both lungs floated</li> <li>• Encapsulated parasite found near the mammary glands</li> </ul>
<b>Cause of Death</b>	Undetermined
<b>Photo</b>	



<b>Date (D/M)</b>	Jan 25
<b>Species</b>	Finless porpoise
<b>Sex</b>	Male
<b>Length (cm)</b>	150 (Without skull)
<b>Estimated Age</b>	Adult
<b>Location</b>	Tung Wan Tsai, Cheung Chau
<b>Stranding/Carcass Status</b>	Code 4 – Severely decomposed
<b>Initial Findings</b>	<ul style="list-style-type: none"> <li>• Skull got cut off</li> <li>• Both lungs floated</li> <li>• Blood clot found in heart</li> <li>• Entanglement on fins</li> </ul>
<b>Cause of Death</b>	Undetermined
<b>Photo</b>	

<b>Date (D/M)</b>	Jan 28
<b>Species</b>	Finless porpoise
<b>Sex</b>	Female
<b>Length (cm)</b>	145
<b>Estimated Age</b>	Juvenile
<b>Location</b>	South Lantau
<b>Stranding/Carcass Status</b>	Code 4 – Severely decomposed
<b>Initial Findings</b>	<ul style="list-style-type: none"> <li>• Both lungs floated in water, did not drown</li> <li>• Severely decomposed</li> </ul>
<b>Cause of Death</b>	Undetermined
<b>Photo</b>	